









Specification Sheet

Description **Abbi Blue 15ABBI-BLU**



The Abbi Blue combines the benefits of fuel and DEF into a transportable fuel tank for highways. With a 1,500 litre compartment for fuel and a 160 litre compartment for DEF, you can refuel vehicles and machinery effortlessly. The Abbi Blue features the following:

-  **Access hatch:** allows easy access to inner tank for inspection and routine maintenance
-  **DEF (AdBlue) tank and equipment cabinet:** fully enclosed lined cabinet that houses and protects your DEF and dispensing equipment
-  **Lifting eyes:** four lifting eyes for easy handling (empty/full)
-  **110% banded:** weatherproof bund ensures safe and environmentally complaint transport and storage
-  **Fuel equipment cabinet:** lockable integral equipment cabinet that keeps all equipment secure while capturing any accidental spill or drips
-  **Mobility:** designed around mobility, the Abbi Blue enables easy refueling around any site
-  **Forklift pockets:** quick and easy manoeuvring when detached from trailer
-  **Internal baffles:** Designed to maximise stability and safety when handling the tank full of fuel

Specifications

*Dimensions and weights to not include trailer. If you would like this please let us know.

Capacity litres fuel (brimful):	1475	Capacity litres fuel (brimful DEF):	160
Capacity litres fuel (safe fill):	1401	Capacity litres fuel (safe fill DEF):	160
Dimensions (l x w x h)	2300 x 1461 x 1284mm	Weight Laden (kg):	655
Design approvals	UL 142, CAN/ULC-S601, ADR AS 1692, AS 1940	Weight Unladen (kg):	2056